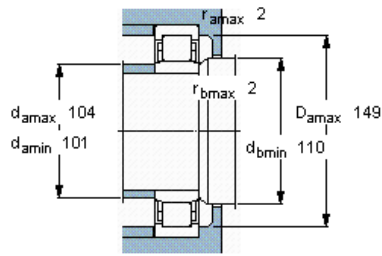
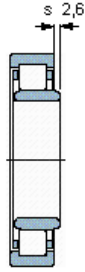
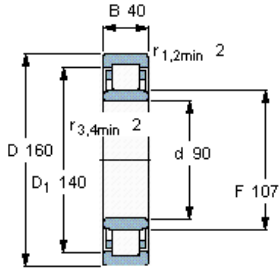
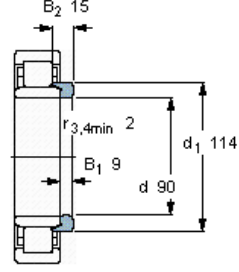


Cylindrical roller bearings, single row

Principal dimensions			Basic load ratings		Designation	Angle ring
d	D	B	dynamic C	static C0	* SKF Explorer bearing	Designation
mm			kN		-	-
90	160	40	280	315	NU 2218 ECP *	HJ 2218 EC



Calculation factors
 k_r 0,2
 e 0,3 γ 0



HJ 2218 EC
 Mass kg 0,33